

**EDMONTON STAMP CLUB**

# **BULLETIN**

Volume 115, Number 5, May 2026

ISSN: 0046-1318

Mailing address: P.O. Box 399, Edmonton AB T5J 2J6

Website: <http://www.edmontonstampclub.ca>




Here she is in 1842 at age 23 – Queen Victoria. Two years before, she launched our hobby with the Penny Black! (And see the story on p 6.)

**Regular meetings**

St. Joseph High School Cafeteria, 10830 - 109 Street, 6:00 pm

**Check Page 20 for meeting dates**



The Edmonton Stamp Club dates back to 1912. The Club is Life Chapter #6 of the Royal Philatelic Society of Canada and Chapter #680 of the American Philatelic Society. **The editor welcomes communications of all kinds – letters, comments, and articles.**

These may be forwarded to John-

Paul Himka, Edmonton Stamp Club, Box 399, Edmonton, Alberta, T5J 2J6, or click “contact” on our website ([edmontonstampclub.ca](http://edmontonstampclub.ca)) or email to [jhimka@ualberta.ca](mailto:jhimka@ualberta.ca).

The Edmonton Stamp Club respectfully acknowledges that we are located on the traditional territory of the First Nations, the Inuit, and the Métis peoples. We recognize the land as an act of reconciliation and gratitude to those whose territory we reside on or are visiting.

## 2025 - 2026 Board of Directors

Area code 780 (unless otherwise noted)

Pattison, Dave	President	914-7742	pattisond(at)ymail.com
Dykstra, Ed	Vice-President	587-341-0804	eddykstra(at)shaw.ca
Heibert, Brian	Treasurer	977-7337	bdh.ent00(at)gmail.com
Himka, John-Paul	Secretary, <i>Bulletin</i> Editor	695-7903	jhimka(at)ualberta.ca
Tauber, Fred	Membership	469-3034	fxtauber(at)shaw.ca
Lockau, Jim	Director	467-4825	russiancollection1975(at)gmail.com
Spencer, Keith	Director	437-1787	keithrspencer41(at)gmail.com
	(NWFSC, RPSC liaison)		
Pacey, Jeff	Director	721-2877	jpacey(at)telus.net
Hetke, Dave	Director	909-3974	davehetke(at)yahoo.com
Friedenthal, Steven	Director	721-3669	stevenfr1(at)telus.net

---

Kuester, Peter Circuits Manager 451-0520 [peju\(at\)shaw.ca](mailto:peju(at)shaw.ca)

Advertising rate schedule: Full page \$30, half page \$18. Nonmembers, \$1.00 per line up to 5 lines. Ten issue discount 20%. Five issue discount 10%. Members, free, up to 5 lines. Contact Fred Tauber at [fxtauber\(at\)shaw.ca](mailto:fxtauber(at)shaw.ca) or Edmonton Stamp Club by mail.

## PRESIDENT'S MESSAGE



It's been a good past couple months.

First, the membership directory has gone extremely well, thanks to the coordination of myself and Jason Ness. We've had three *Bulletin* mail outs. The member list is finally to the point of having an email group list. I need your help with the life membership list. If you know of life members who have not been active, or if you are a life member yourself, please send names, email addresses,

or other contact information to the club email address (edmontonstampclub[at]outlook.com). We'd love to get back in contact.

Second, Sharon Jackson is the new Edmonton Stamp Club archivist. Over the next few months we'll be setting up some systems to capture the rich history of our club. If you have suggestions on information we should gather please send an email to the club email.

Third, elections for executive and director positions will be held on 22 June at the regular club meeting. If you are interested in running please email the club email. Bret Dykstra will be the nomination chair.

Finally, junior exhibitor Kali Daum has received several more awards for her single frame display panel. A USA award is the latest. Congrats! The 30 under 30 by 2030 program has become a great success. Ynah joined on 11 May, attending the club meeting with

her mother Lhezlie and becoming our 43rd junior member. Our goal is to keep the club meaningful to pique their interest.


Hope to see you at St. Joseph High School at the 25 May club meeting.



David V. Pattison  
President

### Triple EDer: The Hamlet of EDwand

Ed Dykstra  
eddykstra(at)shaw.ca

At the Stamp Show, I found an interesting cover for me personally, as it is has 3 “EDs” (which is better than one hEaD). The cover was mailed to a place called EDwand from EDmonton and is now in EDward’s collection. As it has a 3c Medallion Issue stamp and a wonderful split ring cancel of Edwand on the reverse, it is a keeper. Here is a short history of this place.





Edwand is a small hamlet approximately 104 kilometres northeast of Edmonton. The community originated around 1900 with homesteaders primarily from Bukovinian villages in the Austro-Hungarian empire. They established farms in the surrounding rural area.

The name Edwand derives from the area's first postmaster, Edward Anderson, combining the first three letters of his first and last names ("Edw" + "And"), with the post office operating from June 1904 until August 1970.

A defining feature of Edwand is the Saint Mary the Protectress Ukrainian Orthodox Church, whose congregation formed in 1903. It remains active under the Ukrainian Orthodox Church of Canada. The 1986 Census states the population of Edwand was two.



## Queen Victoria: The Chalon Portrait

Judy Madden  
headachesolvers(at)gmail.com

A few issues ago my brother commented on one of the portraits on a jubilee stamp for Queen Elizabeth II. It was the stamp that mimicked the style of the Queen Victoria Jubilee stamps. His comment was that he could not find the origin of the portrait -- but it was such a bad picture, who would want to take credit for it? I agreed with my brother's feeling on that image.

Happily, most portraits of the reigning monarchs are much better than that one was, despite the fact that so many of them are full face and profile, just like photos of criminals. One of the nicest images of a monarch used on postage stamps was from a painting of Queen Victoria by Alfred Edward Chalon. The original portrait was 80.5 cm (31.6 in) by 56 cm (22 in).<sup>1</sup> New Zealand issued a souvenir sheet with a picture of this portrait in 1988. I was so taken by this sheet, which had an image of an early 6 pence stamp based upon the painting inset into the bottom left corner, that I bought two of them. One for myself and another for my brother.

Aside from the fact that it was nearly a perfectly designed miniature sheet (not excessively large, and the image around the stamp added wonderful context), it featured such a boldly colorful full length portrait of Queen Victoria that I was immediately taken by it. Upon doing some more research, this portrait becomes more interesting. I had assumed the portrait was an oil painting. I was surprised to learn it was a watercolor. It was painted as a gift from Queen Victoria

---

<sup>1</sup> [https://commons.wikimedia.org/wiki/File:Chalon,\\_Alfred\\_Edward\\_-\\_Koningin\\_Victoria\\_van\\_Engeland\\_-\\_670\\_-\\_Royal\\_Collection\\_of\\_Belgium.jpg#:~:text=Table title:%20Summary%20Table content:%20header:%20%7C%20Alfred%20Edward,of%20England:%20Source%20%7C%20:%20BALaT%20%7C.](https://commons.wikimedia.org/wiki/File:Chalon,_Alfred_Edward_-_Koningin_Victoria_van_Engeland_-_670_-_Royal_Collection_of_Belgium.jpg#:~:text=Table%20title:%20Summary%20Table%20content:%20header:%20%7C%20Alfred%20Edward,of%20England:%20Source%20%7C%20:%20BALaT%20%7C.)

to her mother. Unlike so many of more modern head and shoulders photographs that are taken specifically to be put on definitive stamps, this painting shows Victoria in her state robes going to the House of Lords for her first official act, the prorogation of the parliament, on 17 July 1837. Can you imagine elegantly entering the House of Lords attired in something that had such a long train? After this task, Chalon was entitled Portrait Painter in Water Color to Her Majesty . This 1837 portrait was engraved by Samuel Cousins and distributed to the public the day of Victoria's coronation, the 28 June 1838. In 1839, Cousins produced a second, smaller engraving, and starting in 1851 the "Chalon head" appeared on some British colonies' postage stamps.<sup>1</sup>



You might be asking, “how did the engravers get their hands on the portrait to make the engravings?” Just as we get copies made of photographs people also got copies made of paintings. Some would have been painted at the time of the originals, and others afterward. Chalon painted three or four separate but essentially alike paintings, one for her mother (henceforth called the British Chalon portrait) and another two portraits for European royalty. The Chalon portrait given to Victoria’s mother was given in turn to the Prince Consort.

---

<sup>1</sup> [https://en.wikipedia.org/wiki/Alfred\\_Edward\\_Chalon](https://en.wikipedia.org/wiki/Alfred_Edward_Chalon).

Prince Albert commissioned John Buckley to paint another copy to exhibit at the International Exhibition in 1851.

Currently, the sketch, two Chalon portraits, and the Buckley copy, are known to still be in existence.<sup>1</sup> The portrait from which the New Zealand souvenir sheet was created from another later copy, and as amazing as the miniature sheet was, it would not have been as good as one of the originals.<sup>2</sup>

## Pastor Anne and the Laura Bag

David V. Pattison  
pattisond(at)ymail.com

I received a phone call from Pastor Anne of the St. Albert United Church: “ We have a large bag of stamps. As president of the Edmonton Stamp Club would you be interested?” “ Of course,” I replied.

My first call was to Keith Spencer, one of our resident appraisers. He was all excited to go through these.

This morning, after church service, Pastor Anne handed me a Laura bag full of goodies (see photo). Keith will have some fun. The bag weighs, by my estimate, 17.5 pounds!

We have forty-two junior members in the Edmonton stamp club. Keith will decide how to lot these.



---

<sup>1</sup> <https://hartstamps.blogspot.com/2019/04/where-are-chalon-paintings.html>.

<sup>2</sup> <https://hartstamps.blogspot.com/2019/04/modern-history-of-new-zealand-chalons.html#otherCopies>.

## Canadian Stamps Celebrating Education Part II: 2000 to 2003

Wayne Madden  
(wmadden(at) shaw.ca)

Any teacher will tell you that education includes not only formal teaching and learning, but also the informal education we gain through reading a wide range of nonfiction and fiction literature. This makes all libraries important places in our communities.

For this reason, it is fitting that one of the five US rate booklet stamps issued on 11 May 2001 featuring Canadian tourist attractions of interest to visitors in our country, portrayed Upper Canada's oldest circulating library at Niagara-on-the-Lake. The library traces its roots back to 1800 when it had some eighty works for circulation, mostly on religion and history. Initially located in the Grand Jury Room on the third floor of the old courthouse building, it moved to the old covered market at the rear of the courthouse in 1896. While the library is in a very modern building today, and by 1999 had a collection of 46,000 books and other materials for circulation, that old courthouse building remained an attraction to visitors.



Less than a month later, on 1 June, Canada Post issued the second commemorative stamp to honor the Royal Military College in Kingston, this time for its 125<sup>th</sup> anniversary. Printed by the Canadian Bank Note Company and designed by artist Jim Hudson (whose father served in the military), the stamp features two cadets standing at attention before the Mackenzie Building (named after

Canada's second Prime Minister, Alexander [Sandy] Mackenzie, founder of the college) on the right side of the stamp, while the left side of the stamp shows a design with an aircraft, a ship, and a tank representing the three branches of Canada's armed forces: Air Force, Navy, and Army.<sup>1</sup>

In 2002, Canada Post began a series of stamps honoring important anniversaries for Canadian universities. Four stamps were issued that year. The first stamp, issued on 28 February, celebrated the University of Manitoba, Canada's first western university, founded in 1877 and celebrating its 125<sup>th</sup> anniversary that year. The next stamp, issued on 4 April, honored the University of Laval, founded in 1663 by Bishop François Montmorency Laval as the *Seminaire de Quebec Laval*. It became a university in 1852 under a charter signed by Queen Victoria giving the university the right to grant degrees.<sup>2</sup>



The third stamp of the series was issued on 30 April to celebrate the sesquicentennial of the University of Trinity College, founded by Anglican Bishop John Strachan. Classes opened there on 15 June

<sup>1</sup> Kakabeka Legion (Kakabeka Falls and Rural District Branch # 225): Remembrance in Canadian Stamps... Royal Military College of Canada.

<sup>2</sup> University of Laval Website.

1852. Affiliated with the University of Toronto, the college offers a range of programs in Arts, Sciences, Theology, and International Relations.<sup>1</sup> The final stamp for 2002 was issued on 27 May, honoring the bicentennial of St. Mary's University in Halifax, Nova Scotia. Founded by the Rev. Edmund Burke in 1802, St. Mary's is the second oldest English-speaking and first Roman Catholic university in Canada. From 1931 to 1963, the university also operated a high school on site. Under the St. Mary's University Act of 1970, St. Mary's became a secular university.<sup>2</sup>

Stamps in this group are in horizontal format, featuring historic landmark buildings, students or faculty engaged in learning and research, the coat of arms, and a graduate in academic dress. All stamps but the Laval stamp also include dates for the institution. The designer was the Semaphore Design Company of Halifax and the printer was Ashton-Potter Canada Ltd.

One more education stamp was released in 2002, a stamp on 4 October to commemorate World Teachers' Day, an annual observance created by UNESCO in 1993 and recognized in over a hundred countries. Printed by the Canadian Bank Note Co., the stamp simply shows the shadow of a teacher writing the word "teaching" in both English and French on a chalkboard.



The Canadian universities theme returned in 2003 with five more stamps. The first was issued on 28 January to celebrate the 150<sup>th</sup>

---

<sup>1</sup> University of Trinity College Website.

<sup>2</sup> Wikipedia article.

anniversary of Bishop's University. Located in Sherbrooke, Quebec and established in 1843 by Anglican Bishop of Quebec George Mountain (also the first principal), Bishop's University is a primarily undergraduate English language school with a relatively small student body and therefore able to offer small classes sizes.<sup>1</sup>

Then, on 19 March, a stamp was issued to honor the 125<sup>th</sup> anniversary of the University of Western Ontario. Founded in 1878 by Bishop Isaac Hellmuth and the Anglican Diocese of Huron as the Western University of London Ontario, it opened for the first time in 1881. The University became nondenominational in 1908, was purchased in 1916 by the Kingsmill family, and renamed the University of Western Ontario. Among famous faculty and graduates is Sir Frederick Banting, who began his research there, leading to the discovery of Insulin.<sup>2</sup>



The next stamp issued (4 April) honored St. Francis Xavier University (SFX) of Antigonish, Nova Scotia. Responding to a need for pastoral clergy, Roman Catholic Bishop Colin McKinnon founded SFX in 1853

<sup>1</sup> Bishop's University website. The name of the founding Bishop and first Principal is taken from a Wikipedia article.

<sup>2</sup> University of Western Ontario Website.

as Arichat College in Arichat, Nova Scotia. In 1855, the college became St. Francis Xavier College and moved to Antigonish. It was granted university status in 1866, awarding its first degrees two years later. <sup>1</sup>

The Macdonald Institute of the University of Guelph was honored on 30 June on the centenary of its founding by tobacco manufacturer Sir William Macdonald (1831–1917) at the Ontario Agricultural College. Its purpose was to give women a postsecondary education in domestic science, nature study, and art. It became one of the three founding colleges of the University of Guelph in 1964, becoming the College of Family and Consumer Studies. <sup>2</sup>

The last stamp of 2003 honored the 125<sup>th</sup> anniversary of the University of Montreal, founded in 1878 by Bishop Ignace Bourget to provide a French Catholic University In Montreal. The university initially had three faculties: theology, law, and medicine. It now has campuses in Montreal, Laval, and Brossard. It became a public university in 1967. <sup>3</sup>

Designed in a vertical format by Denis L’Allier and printed by the Canadian Bank Note Company, Limited, each stamp in this series featured the name, coat of arms, and an important historic building of the institution.

**Fun Fact:** The motto for St. Francis Xavier University is *Quaecumque Sunt Vera* (Whatever things are true), is similar to the motto of the University of Alberta, *Quaecumque Vera* (Whatever things are true). It is taken from St. Paul’s Letter to the Philippians 4:8.

**Part III of this series will cover the period of 2004 to 2008.**

---

<sup>1</sup> Wikipedia article with some information from the SFX website.

<sup>2</sup> Macdonald Institute (University of Guelph) website.


<sup>3</sup> University of Montreal website with some information from the Wikipedia article.

## Circuit Books: The Basics for Sellers and Buyers

Judy Madden  
headachesolvers(at)gmail.com

### Sellers

If you have some extra stamps, you may want to consider putting a circuit book together. It is a great way to make them available to a large audience. Our circuit manager, Peter Kuester, always has some with him. The club charges \$1.00 for a 10 page book and \$2.00 for a 20 page book to cover the cost of producing them.



The basics of use are quite simple.

- If you have a catalogue value, note the catalogue and year in the appropriate spot on the front cover.
- Inside the front cover, enter a book number if you track your books, and enter your club number.
- Affix the stamps to the pages using hinges or mounts.
- Enter the catalogue value in the CAT. field if you are using a catalogue value, and the selling price in the NET. field for each stamp.

- Enter the total selling price of the stamps on each page.
- Inside the back cover enter the total selling price for the stamps on each page, and the total of all stamps in the Net Total \$ field.
- Close the book, turn it upside down, and tap it on a table to see if any stamps fall out. Reaffix any loose stamps.

Best practices to maximize sales and ensure accurate recording of sales:

Write an accurate and reasonably specific description of what the book contains on the cover. As a diehard circuit book addict, I avoid those with a description solely containing the word “Worldwide.” If the book contains Iran, Iraq, and Israel stamps say so. If the book contains Canada stamps between the years 1945 and 1970 say so. It helps buyers find what they want more easily, without overlooking something that they want to buy. Somewhere out there is a Danish stamp that I looked at and did not buy; I reconsidered my decision but have not been able to find the stamp again. It had to have been in a worldwide circuit book, and it would have been well worth the owner’s effort if I could relocate it.

Try to stick to one country or one topic for each book. If you don’t have enough stamps for one country to fill a book, focus on the letter of the alphabet they begin with or the continent. Putting Zimbabwe, United States, India, and Austria in a single book will place it in what is currently a monumental stack of Worldwide Miscellaneous. It is more likely that your stamps will be overlooked. Peter says, “the 10 page books could hold 120 stamps of a specific country and would get more exposure than a 20 page CB of Worldwide.”

Ensure that the stamps are securely attached to the book. They do not need to be hermetically sealed. If you use G-mounts (center back opening), you only need to affix the top or the bottom part of the mount to the book. I have noticed that I do need to use double-sided

tape with them, otherwise they don't want to stick to the pages. It is as if the copier used to print the pages uses fuser oil.

If you use hinges, ensure you have not oversaturated the hinges and glued the stamp itself to the page. I beg of you, please don't hinge the perforation. It makes it so much harder to remove the hinge without damaging the stamp.

Put the stamps in some semblance of order, be it by date or by stamp number. I know that there are stamps on my list that I had seen earlier on in a circuit book and have been unable to locate when I reached it on my list.

You can put sets of stamps in circuit books. I have purchased some held in glassine envelopes and some that are held together in one stamp mount.


There are twelve spots on each page in a circuit book. If a stamp, glassine envelope of stamps, souvenir sheet, or whatever takes more than one spot, please X-out all but one of those spots. It makes it easier for the person coordinating the circuit books to compare the chit with the book.

Note that there is an insurance charge for the net value of the stamps you have in the circuit book. It is a one time charge of 1.5 percent that is levied against the proceeds you are paid at the end of the first June your book has been in circulation. There is also a commission charge of 10% for stamps that are sold. Payouts are made by check on the last meeting in June. Circuit books are held by the club for three "club years." Club years run from September to June. The first year will be the year you submit the book to the circuit manager. Expired books are returned to the owner at the end of the three year period.

### Buyers/Collectors

Anyone who attends club meetings regularly will see my brother and me going through the circuit books. If you speak to me you will get half my attention; if you speak to my brother, he may not hear you at all. I like circuit books. They are a great way to fill spots in your collections while supporting your fellow club members.


You would be amazed at what you can find in them. I bought a nice two-penny red out of one late last year. My brother and I have pulled whole sets out of them. There are stamps that dealers may not carry because of low catalogue values, but you may find them in a circuit book.



As a collector, once you find a circuit book that has stamps you want, you need to latch onto a chit that is provided by the circuit book provider. Peter usually has a stack of them next to the boxes of circuit books. Put your name, the date, and the circuit book number in the appropriate fields on the circuit book.


When you take a stamp, put your club membership number or initials in the spot from which you took the stamp. The chit has a line for each page in the circuit book. Enter the number of stamps you took and the value of the stamps for each page. Note that some circuit book creators will have a catalogue value and a sales value, others will have only a sales value.

Total up the number of stamps, and the values. **You will have one chit for every circuit book from which you take stamps.** Slip the chit into the book and return both it and payment to whoever is looking after the circuit books. On a usual club night Peter, the circuit book manager, may be perusing auction offerings. If you do not need change, tuck the book(s) with chit(s) and the money into one of the empty ziplock bags he has for the purpose, and leave it on his case.




Jim Watt presenting some rarities at our meeting on 11 May


## We Have Some Winners (and a Complainer)



Keith Spencer won the door prize on 27 April



Ken Kluchky won \$38 in the 50/50 on 27 April



*Bulletin* Editor John-Paul Himka won the door prize on 11 May



Ken Bailey won \$33 in the 50/50 on 11 May



Rufus hasn't won a darn thing, and he wants you to know it

## Meeting Dates

The Edmonton Stamp Club meets Mondays at 6:00 p.m. in the cafeteria of St. Joseph High School, 10830-109 Street. Park to the north of the school and use the main entrance at the southeast corner of the school. For information about the club call 780-467-4825 or 780-437-1787.

**2026**

25 May

8 and 22 June

**MEMBERSHIP DUES FOR 2026-27 YEAR  
CAN BE PAID NOW  
DEADLINE IS 30 SEPTEMBER 2026**

Without a valid membership, you may not be able to attend club functions and participate in our auctions

Single membership \$35  
Family membership \$45  
Student membership \$10  
+ \$10 surcharge if you want the *Bulletin* sent to you by post instead of email

Pay by eTransfer to edmontonstampclub.ca

Pay by cash or check at any club meeting

Pay by check mailed to:

Edmonton Stamp Club  
PO Box 399, Stn Main  
Edmonton, AB T5J 2J6