

EDMONTON STAMP CLUB

BULLETIN

Volume 113, Number 6, June-July 2024 ISSN: 0046-1318
Mailing address: P.O. Box 399, Edmonton AB T5J 2J6
Website: <http://www.edmontonstampclub.ca>

SUMMER AUCTION

WHERE?

**CENTRAL LIONS
RECREATION CENTER
11113-113 ST.**

WHEN?

**SATURDAY, 20 JULY
(12:00 – 1:00 SET UP)
1:00-4:00 VIEWING
4:00-8:00 AUCTION**


WHAT TO BRING?

**A DONATION FOR THE
EDMONTON FOOD BANK**

Regular meetings

St. Joseph High School Cafeteria, 10830 - 109 Street, 6:00 pm

Check Page 20 for meeting dates



The Edmonton Stamp Club dates back to 1912. The Club is Life Chapter #6 of the Royal Philatelic Society of Canada and Chapter #680 of the American Philatelic Society. **The editor welcomes communications of all kinds – letters, comments, and articles.**

These may be forwarded to John-

Paul Himka, Edmonton Stamp Club, Box 399, Edmonton, Alberta, T5J 2J6, or click “contact” on our website (edmontonstampclub.ca) or email to jhimka@ualberta.ca.

2024 - 2025 Board of Directors

Area code 780 (unless otherwise noted)

Pattison, Dave	President	914-7742	pattison(at)ymail.com
Dykstra, Ed	Vice-President	587-341-0804	eddydykstra(at)shaw.ca
Barnes, Richard	Vice-President	488-5288	rtbarnes(at)shaw.ca
Heibert, Brian	Treasurer	977-7337	BDH.ENTO1(at)gmail.com
Himka, John-Paul	Secretary, <i>Bulletin</i> Editor	695-7903	jhimka(at)ualberta.ca
Tauber, Fred	Membership	469-3034	fxtauber(at)shaw.ca
Lockau, Jim	Director	467-4825	russiancollection1975(at)gmail.com
Spencer, Keith	Director	437-1787	keithrspencer41(at)gmail.com
(NWFSC, RPSC liaison)			
Pacey, Jeff	Director	989-3491	jpacey(at)telus.net
Hetke, Dave	Director	909-3974	davehetke(at)yahoo.com
Sheena, Arif	Director		arifsheena(at)yahoo.com
Boyce, Mark	Director	913-3474	boyce(at)ualberta.ca
Friedenthal, Steven	Director	721-3669	stevenfr1(at)telus.net

Kuester, Peter Circuits Manager 451-0520 peju@shaw.ca

Advertising rate schedule: Full page \$30, half page \$18. Nonmembers, \$1.00 per line up to 5 lines. Ten issue discount 20%. Five issue discount 10%. Members, free, up to 5 lines. Contact Fred Tauber at fxtauber@shaw.ca or Edmonton Stamp Club by mail.

PRESIDENT'S MESSAGE



If you haven't attended a club event in a while, we'd like to invite you back.

As the newly elected president of the Edmonton Stamp Club, I'd like to thank the membership for its ongoing support. You name your stamp collecting interest, and you're guaranteed to find someone who shares that interest at our Monday meetings.

This upcoming year promises to be a busy time. From auction sales, topical seminars, free appraisals, circuit books, reaching out to collectors young and old, and our annual Spring National Stamp Show.... Our Club has much to offer.

Check out our meeting schedule at the back of this issue of the *Bulletin*.

...and did I mention our community commitment through the Edmonton Food Bank and various charities (bring your loose change to put in our money counter)?

Questions? Contact myself or any member of our executive.

— David V. Pattison

Proposed Bylaw Change

Article 4 - Board of Directors

4.1 The Board

The Board consists of the following elected Members: President, Vice-President(s), Secretary, Treasurer, Membership Chair and not less than three (3) nor more than ten (10) Directors. The immediate Past President also sits on the Board. Any member in good standing

shall be eligible to hold any position in the Society.

Board members shall sit for a term of two years. Board Members' terms shall be staggered with approximately half of the Director terms expiring each year. The President and Treasurer terms shall be staggered with those of the Secretary and Vice-President. When the society has two Vice-Presidents, these terms shall be staggered.

The Society shall hold an election on or before June 30 of each year. Notice of this meeting shall be provided at least 30 days in advance in the Bulletin. The Officers and Directors so elected, plus the immediate Past President, shall form the Board. The Board shall commence to serve on July 1 and shall serve until their successors are elected and installed.

Should a vacancy among the Officers occur during the year for any reason, the Board may appoint a Director to fill the position until the completion of the term.

Pairing Perforations, Part 2: Cutouts

Tony Doughty

One of the features of perforations introduced by Canada Post without fanfare and unexamined by the philatelic community is the use of decorative cutouts along perforated edges between horizontal pairs of stamps.

The first example of this feature occurred on the Big Cats stamps issued as a joint production endeavor by Canada Post and the People's Republic of China. The stamps were issued in Canada on 13 October 2005 in a pane of sixteen subjects and as a souvenir sheet of two stamps.

The stamps are listed in the Unitrade catalogue as being perforated 13.6 x 13.3. By applying various flipping and rotating techniques to a scanned image of the stamps from the souvenir sheet I confirmed that the perforations on the top edge differed

from the perforation gauge on the undecorated stamp edges. As shown in Figure 1.



Figure 1

Next, I compared the decorated vertical perforated edge to the vertical undecorated perforated edge of the stamp as shown in Figure 2.



Figure 2

From this analysis it is obvious that the perforation gauge differs from the left to right edges of the stamps. The question in my mind next became: "Are the perforations above and below the maple leaf cutout uniform and equal in gauges?"

From this analysis it is obvious that the perforation gauge differs from the left to right edges of the stamps. The question in my mind next became: "Are the perforations above and below the maple leaf cutout uniform and equal in gauges?"

To answer this question I compared the stamp edges above and below the cutout as shown in Figure 3.



Figure 3

Finally I decided to measure the perforation gauges on all sides of the stamp by using a centimeter ruler. Figure 4 shows my measurements method.



Figure 4

Other Canadian stamps have been decorated with a cutout on the vertical perforations. The next issue was the 2006 Lunar New Year - year of the dog stamp. The cutout appears only on the tab and selvedge above the convex perforated edge of the stamps, and consists of an elongated "teardrop" on the vertical sides. The cutout does not appear on the bottom selvedge. The same teardrops appear on the \$1.40 souvenir sheet above the stamp. See Figure 5.




Figure 5

On 12 February 2007, Canada Post released the International Polar Year stamps depicting a male King Eider on the left and a deep-sea Jellyfish on the right of the stamp pairs, with a maple-leaf cutout between the stamp pairs on both the souvenir sheet and pane of 16 sheet. The Anne of Green Gables souvenir sheet also featured a maple-leaf cutout on the souvenir sheet, but not on the booklet stamps.



Figure 6

The Marine Life stamps, as a joint issue between Canada and Sweden, were the next to feature cutouts in the vertical perforations between the pairs of stamps, but a new twist was incorporated. The souvenir sheet of two stamps featured two cutouts in the vertical perforations – a maple leaf between the pair of stamps on the pane and dumbbells at the opposite sides of the pair. This differed from the booklet stamps which featured a dumbbell

between pairs of stamps but no cutouts at the opposite sides of the stamp pair.



















Decorative cutouts have been limited to the vertical perforations on Canadian stamps and only a small number of issues have been released. Stamp variations and their attendant perforations fascinate me. What do you think? I welcome your replication of my research on the perforation gauges of the stamps described above and your confirmation or refutation of the authenticity of my research. Only by repetitive analysis can facts be corroborated or rejected. Please replicate my research and report your findings, good or bad, to our editor. Thank you.

Canadian Stamp Puzzles - Gambit

By Tony Doughty

Gambit - Puzzle

Ignore the denomination of the stamps and assign an identical value between 8 and 12 to each of the identical stamps shown in the grid below, so that your assigned values of the stamps in each row, column and diagonal totals those values indicated in the adjacent cells.

39	26	19	32	41		
↘		↘	↘	↘		
32	↘					← 40
23	↘					← 38
	↗					← 38
32						← 46
	↗					↗
41	45	38	40	39	39	

Canada Post: Forthcoming Issues

- 27 September – Truth and Reconciliation
- 14 October – Diwali
- 28 October – Canada’s role during the First World War
- 4 November – Christmas
- 14 November - Hanukkah

Centerfold Pinup



Centerfold Pinup



Pairing Perforations, Part 3: Art Canada – Daphne Odjig

Tony Doughty

Printed by Lowe-Martin, the Art Canada - *Pow-wow Dancer* by Daphne Odjig stamp (Unitrade 2436) appears to be tri-gauge perforated along all four sides. If this is the case, this may be Canada's first stamp tri-gauge perforated on all four sides.

Study Figure 1 carefully. Comparing any perforated edge with its rotated pairing clearly indicates the perforations are not uniform along any one edge.



Figure 1

By judiciously cropping and sliding the image from the bottom perforations, as shown in Figure 2, a uniform match can be made of paired sections of the perforations.

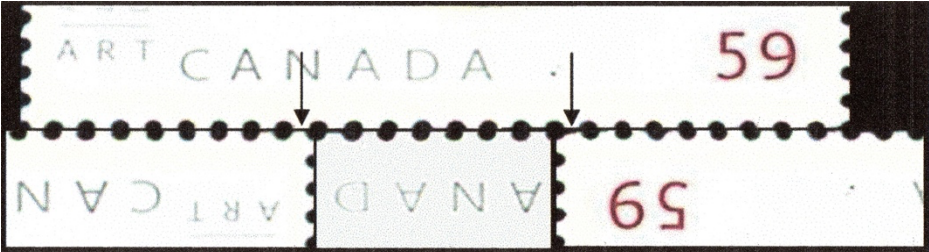


Figure 2 - Pairing Bottom Perforations

Performing a similar analysis on the vertical perforations, a uniform match can be achieved, as demonstrated in Figure 3.

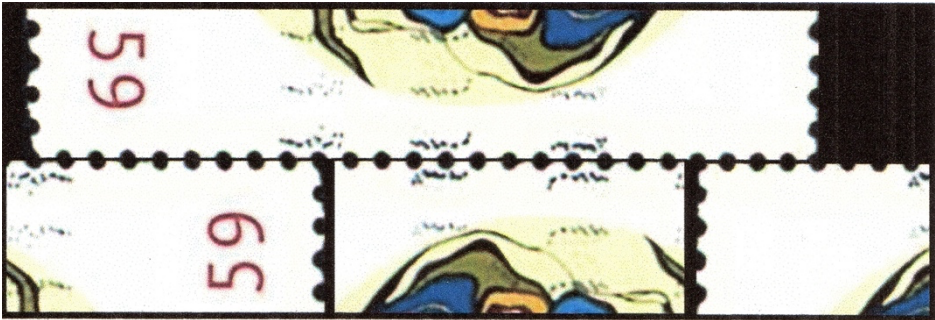


Figure 3 - Pairing Right Perforations

If my research is accurate then the Daphne Odjig, *Pow-wow Dancer* stamp is probably Canada's first stamp tri-gauge perforated on all four sides. By carefully measuring the perforation gauges on the bottom and right side of the stamps, as shown in Figures 4, I obtained the following measurements:

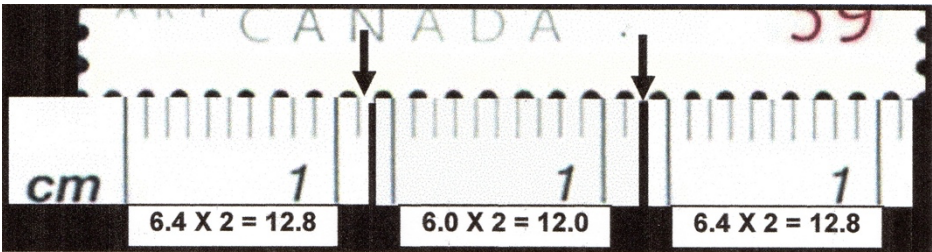


Figure 4 - Horizontal Tri-gauge Perforations

Next, by carefully measuring the perforation gauges on the bottom and right side of the stamps, as shown in Figures 5, I obtained the following measurements:

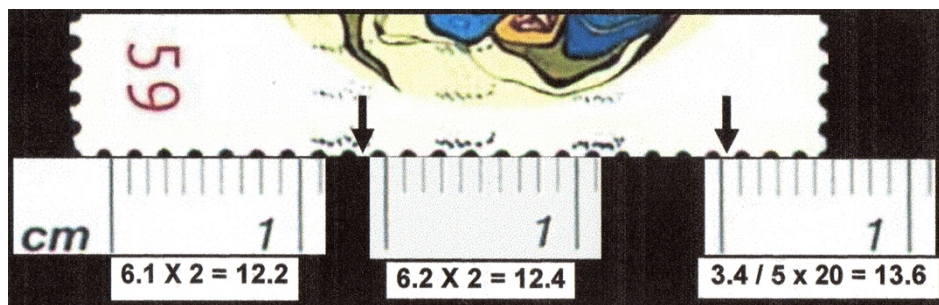


Figure 5 - Vertical Tri-gauge Perforations

Horizontally as (12.8 [8] & 12.0 [8] & 12.8 [8])
and vertically as (12.2 [10] & 12.4 [11] & 13.6 [3]).

All measurements were taken on scanned images imported into the word processor and enlarged to 300 percent relative to the original image size, which gives me confidence these measurements are reasonably accurate as opposed to the measurement of 12.5 listed in the Unitrade catalogue for this stamp.

This research needs to be replicated by somebody to either support or reject my finding. Only through repetitive analysis by independent researchers can factually correct information be achieved.

Please replicate this research and report your findings to our long suffering editor. Both he and I would appreciate your feedback.

RPSC Virtual Zoom Talks

These talks are regularly advertised on the website of the Royal Philatelic Society of Canada: <https://www.rpsc.org/index.php>.

Upcoming talks:

- 12 August – Yan Turmine – Montreal Telegraph Company (en français)

- 9 September – Natalie Mitchell – VGG Foundation Library
- 14 October – LAC Archivists – Doing Research at Library and Archives Canada
- 11 November – Leon Matthys – Halifax Explosion
- 9 December – Lisa Tam – Letters from Santa (und der Weihnachtsmann....)

Upcoming Stamp Shows

AUG 10	FENPEX Fenelon Falls, ON
AUG 17	Wasaga Coin and Stamp Show Wasaga Beach, ON
AUG 17	KINEX 2024 Kincardine, ON
AUG 23	BNAPEX 2024 Kingston, ON
SEP 6	National Postage Stamp and Coin Show Mississauga, ON
SEP 14	NTSC Stamp Bourse Toronto, ON
SEP 14	Best Western Fall Stamp Show St. Catharines, ON
SEP 14	Eastern Ontario Old Paper Show Brockville, ON

Royal*2024*Royale

Hosted by the Fredericton & District Stamp Club.

September 20-22, 2024
Fredericton, NB

Canadian Stamp Puzzles - Gambit - Solution

By Tony Doughty

6 =	12 =	8 =	11 =
			
Gambit - Solution			




Show and Tell




If you keep your eyes open, you never know what you might stumble across. Arno Karnopke brought something he found to the club meeting on 6 May. It was sheets of Chinese postage stamps taped to a frame. Yes, unfortunately, taped.

Arno passed it on to another club member, one who collects China.



Lucky Fellows

		
Ray Houghton won a stockbook door prize at the 27 May meeting.	Gary Geddes, who often appears on the winners page, took home \$33.50 from the 50/50 on 27 May.	Stan Yee won a stockbook and a “Bluenose” necktie on 3 June.

		
Jim Miller won \$28.00 in the 50/50 on 3 June.	Marvin Berger won a stockbook on 17 June.	Membership tsar Fred Tauber won \$43.50 in the 50/50 on 17 June.

Barend Wissink

Keith Spencer



Our Club lost a dear friend on 3 June with the passing of our President, Barend, at the Norwood Palliative care center. Cancer.

It seems ironical that someone who devoted so much of his life to caring for and about others should be struck down at the young age of 78.

Barend, from the Netherlands, and Margaret, from Germany, had to wait until they got to Edmonton to meet and marry. "Family" was at the center of their lives. Their three sons – Mike, John, and Brian – gifted Barend and Margaret with eight grandchildren and five great-grandchildren. The family was able to gather at the Norwood for a Wissink family picnic. It was a proud and happy moment for Barend and Margaret.

If Family was at the center of Barend's life, Friends were a close second. Barend almost single-handedly put Uber out of business by driving so many land-locked members to Club meetings and our shows. Barend had a vision of the Club as being much more than about stamps – it was about family and friends. The Saturday coffee group was a Barend take on what he thought a “club” should be. Hanging out with friends was a core value and the Club is better for Barend's “getting to know you” initiatives.

Family, Friends – and there is a third “F” word in Barend's resume: “Filately”. After his retirement from work in the steel industry, Barend could devote himself to hobby interests. He was a founding member of the Wild Rose Collectors Club and he joined the Edmonton Stamp Club in 1985 as member #1751. Barend wasn't a “follow the rules” sort of collector. He collected what he liked just the way he liked. He was famous for his “Tickle Trunk” that he brought to our meetings to support his magical “show and tell” chats. Barend was keenly interested in Alberta history and loved to launch off on expeditions that included stops at small-town post offices where postal markings were harvested and covers posted off to collector friends. Barend became interested in Alberta bridges and created wonderful illustrated articles for our *Bulletin*.

Family, Friends and Filately – Barend had a full life that he shared with everyone he met. Our Club has sent many wonderful friends and collectors to heaven lately. Now, we've sent up our President to organize them and host regular Saturday coffee meetings.

Thank you, Barend, for having made our Club a better, funner place!

Barend's funeral will take place at 2:00 on 20 July at Fellowship Baptist Church, 14323-107A Ave.

Meeting Dates

The Edmonton Stamp Club meets Mondays at 6:00 p.m. in the cafeteria of St. Joseph High School, 10830-109 Street. Park to the north of the school and use the main entrance at the southeast corner of the school. For information about the club call 780-467-4825 or 780-437-1787.

2024-25

9 and 23 September
4 and 18 November
6 and 20 January
10 and 31 March
12 and 26 May

21 October
2 and 16 December
3 and 24 February
14 and 28 April
9 and 23 June

[Note: Tentative, awaiting school approval.]

How Jeff Pacey Disposes of Garbage Kiloware

